

HMR-0 MOULDINGS & ADDED VALUE



HMR-0 MOULDINGS
HMR-0 DOOR JAMBS
HMR-0 STAIR STRINGERS



HMR-0 Mouldings

For a great finish, start with GoldenEdge HMR-0 (high moisture resistance low emission) Mouldings manufactured in New Zealand from premium quality GoldenEdge MDF.

GoldenEdge HMR-0 Mouldings are designed for interior applications and are available in a wide range of profiles to suit both modern and traditional decors. The convenient 5.4m length enables the fitting of architraves around a door to be completed from a single piece. New pack sizes are lighter and easier to handle.

HMR-0 Mouldings Range

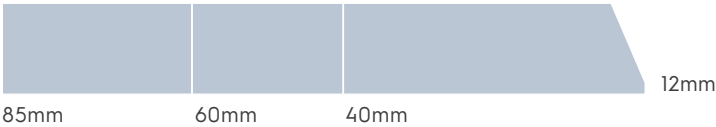
PROFILE/SIZES (MM)		PIECES/BUNDLE
BEVELLED ARCHITRAVE		
BA	40 x 12	10
BA	60 x 12	10
BA	85 x 12	10
BA	60 x 18	10
BA	85 x 18	5
BULLNOSE ARCHITRAVE		
BNA	60 x 12	10
BNA	85 x 12	10
BNA	60 x 18	10
BNA	85 x 18	5
SPLAYED ARCHITRAVE		
SA	60 x 18	10
SA	85 x 8	5
AUSTRALIAN SPLAYED ARCHITRAVE		
ASA	67 x 18	10
ASA	92 x 18	5
ASA	135 x 18	5
ASA	180 x 18	4
COLONIAL ARCHITRAVE		
CA	60 x 18	10
CA	85 x 18	5
REPLICA ARCHITRAVE		
RA	67 x 18	10
RA	85 x 18	10
RA	135 x 18	10
RA	180 x 18	10

PROFILE/SIZES (MM)		PIECES/BUNDLE
SQUARE DRESSED		
SD	30 x 12	20
SD	40 x 12	10
SD	60 x 12	10
SD	40 x 18	10
SD	60 x 18	10
SD	85 x 18	5
SD	135 x 18	5
COLONIAL SKIRTING		
CS	135 x 18	5
CS	180 x 18	4
CS	220 x 18	3
BEVELED CORNICE		
BC	30 x 18	20
BC	40 x 18	16
COLONIAL CORNICE		
CC	45 x 18	10
HOMESTEAD CORNICE		
HC	65 x 25	5
HC	75 x 25	5
SCOTIA		
SC	28 x 18	16

Profiles are supplied in 5.4m lengths EXCEPT Homestead Cornices which are supplied in 5.1m lengths

HMR-0 Profile Range

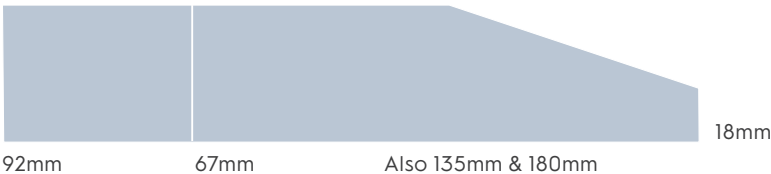
BEVELLED ARCHITRAVE:



BULLNOSE ARCHITRAVE:





AUSTRALIAN SPLAYED ARCHITRAVE:



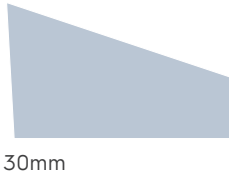
SPLAYED ARCHITRAVE:



SQUARE DRESSED:



BEVELLED CORNICE:




SCOTIA:



*Tested in accordance with AS/NZ 4266.16 for formaldehyde emission

HMR-0 Profile Range

REPLICA ARCHITRAVE:




COLONIAL SKIRTING:



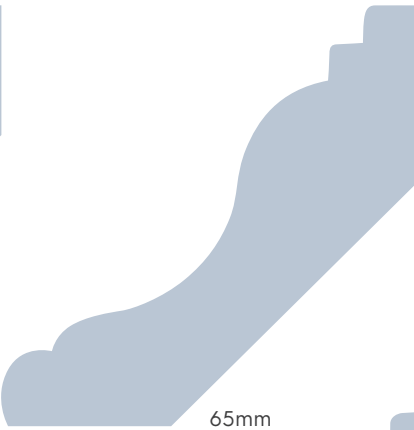
COLONIAL ARCHITRAVE:



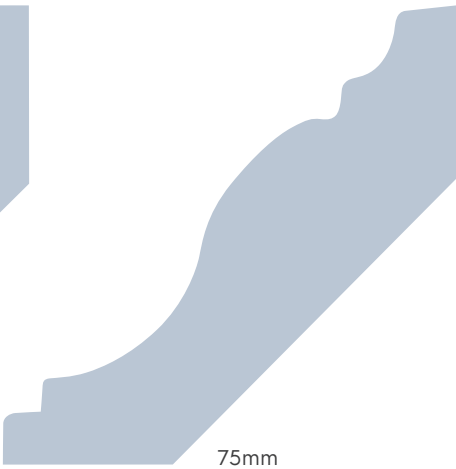
COLONIAL CORNICE:



HOMESTEAD CORNICE:



HOMESTEAD CORNICE:



HMR-0 Mouldings – Applications, Installation and Finishing

APPLICATIONS:

GoldenEdge HMR-0 Mouldings are designed for interior use and are not recommended for use in situations where they will be exposed to water or prolonged high humidity. Do not use in shower cabinets or saunas. They should not be used for exterior applications. In situations where they will be exposed to heat from fireplaces or solid fuel heaters, GoldenEdge HMR-0 Mouldings should be installed with the same clearances used for solid timber. GoldenEdge HMR-0 Mouldings are resistant to fungal attack provided their moisture content does not exceed 20% for extended periods. They are also resistant to attack by common household wood borer.

CONDITIONING:

All HMR-0 Mouldings and other wood based products including timber will shrink when the moisture content falls as a result of drying conditions. Prior to fixing, GoldenEdge HMR-0 Mouldings should be protected from moisture, excessive heat and direct sunlight. It is recommended that the GoldenEdge HMR-0 Mouldings are removed from the protective plastic wrapping and conditioned at the site of installation for a period of at least 48 hours.

NAILING:

When fixing GoldenEdge HMR-0 Mouldings by nailing, 40mm or 50mm finishing brads are recommended and should penetrate a minimum of 25mm into the framing timber. Should it be necessary to nail through the side rather than the face of the moulding, this should be done at least 25mm from the end of the moulding.

SCREWING:

A pilot hole equal to the diameter of the screw should be drilled through the moulding before screwing. When screwing through the edge of mouldings this should be done at least 25mm from the end of the moulding.

STAPLING:

Excessive penetration of the staples should be avoided and staple length selected to give a penetration into the framing timber equal to the thickness of the moulding being fixed.

ADHESIVES:

GoldenEdge HMR-0 Mouldings are suitable for fixing using building adhesives. Contact, stud and wallboard adhesives manufactured by leading adhesive manufacturers should be used in accordance with their instructions.

STOPPING:

Stop all nail and staple holes with a proprietary plastic wood putty. Match and blend colours as required to suit. Lightly sand with 320 grit paper.

PAINTING:

For best results application of three coats is recommended. First coat Primer/undercoat is critical to the final finish. It is recommended that primer/undercoat is applied to paint manufacturer's recommendations. Apply second and third coats or additional coats as required. A light sand using 280 to 320 grit paper is recommended after the first coat and between subsequent coats.

CLEAR FINISHING:

Apply first coat of clear finish according to the paint manufacturer's recommendations, taking specific note of drying and recoating times. Apply second and third clear coats according to manufacturer's recommendations. A light sand using 320 grit paper is recommended after the first coat and between subsequent coats.

HMR-0 Door Jambs

GoldenEdge HMR-0 Grooved Door Jambs are 25mm or 28mm thick and are manufactured with the consistency and quality you expect from GoldenEdge MDF. GoldenEdge HMR-0 Door Jambs are supplied in 2.1m or 5.1m lengths. (The 5.1m length will complete a door frame).

GoldenEdge HMR-0 Door Jambs have similar physical characteristics to GoldenEdge Medium Density Fibreboard in sheet form. Resistant to warping and splitting, GoldenEdge HMR-0 Door Jambs are more consistent in quality and easier to install than conventional timber jambs.

PROPERTY	UNIT	TYPICAL VALUE
Density	Kg/m ³	670
Internal Bond	kPa	900
Moisture Content	%	-
MOR	MPa	43
MOE	MPa	3000
24 Hour Thickness Swell	%	3.5

SIZES

THICKNESS	STANDARD CODE	STUD WIDTH	DRY FRAME WIDTH	STUD WIDTH	LENGTH	PACK QUALITY
25mm	SJ	119	SJ	119	2.1m	50
25mm	SJ	119	SJ	119	5.1m	45
25mm	SJ	142	DFJ	138	5.1m	25
25mm	SJ	142	DFJ	138	5.1m	25

HMR-0 Stair Stringers

28mm GoldenEdge HMR-0 regular density in standard widths of 250mm and 300mm. Available in 5.1m lengths. Orders accepted in multiples of 12 lengths.

Fixing and Finishing

FIXING TO FRAMING

GoldenEdge HMR-0 Grooved Door Jambs can be fixed through faces or edges with screws or nails.
NOTE: Ensure that the timber framing does not have a moisture content of 20% or more before fitting HMR-0 Door Jambs.

SCREWING

The best results are achieved with parallel thread screws such as the Twinfast or particle board screws. Conventional wood screws should not be used. Screws inserted into the edges should not be less than 25mm from the corners. It is important not to overtighten screws as this will reduce the holding strength.

PILOT HOLE

A pilot hole is recommended to avoid splitting during edge screw fixing. Pilot holes should be drilled approximately 2-3mm beyond the expected insertion depth. Screw Gauge Pilot Hole 4 1.5mm 5 1.8mm 6 2.0mm 7 2.2mm 8 2.5mm 9 2.8mm.

STAPLING AND NAILING

Staples and nails can be used effectively for joint fitting. For best results it is helpful to add adhesive to the joint prior to assembly. When stapling it is important to have good control of air pressure to avoid excessive penetration of staples. For nailing use either annular, grooved or helical nails of 13 or 14 gauge, for best results.

ADHESIVES

Where staples or nails are being used, best results are achieved applying water resistant adhesive to the joint prior to assembly.

SANDING AND FINISHING

If edge sanding is required, use 120 grit paper followed by 240 or 320 grit paper for best results. Painting Prior to priming, stop all nail holes with solvent based wood dough and lightly sand. Brush, roller and spray application techniques may be used in accordance with paint manufacturers' specifications.

Easi Planks and Panels

Easi-Planks

GoldenEdge Easi-Planks are manufactured from GoldenEdge MDF. GoldenEdge Easi-Planks can be painted to achieve a high quality finish and provide a uniform substrate for overlaying. They are available in 18mm thickness and in a range of convenient lengths and widths to reduce wastage and increase economy.

SHEET SIZES

THICKNESS		
18mm	1800 x 300	2400 x 300
18mm	1800 x 400	2400 x 400
18mm	1800 x 600	2400 x 300

Easi-Panels

GoldenEdge Easi-Panels are manufactured from GoldenEdge MDF and are specifically designed for interior use. The physical characteristics of Easi-Panels are identical with those of GoldenEdge MDF. GoldenEdge Easi-Panels are available in 4.75, 6, 9, 12 and 18mm thicknesses and in a range of panel sizes to suit smaller jobs.

GoldenEdge Easi-Panels are not suitable for high humidity areas such as bathrooms, zones immediately adjoining kitchen benches and stoves, saunas and spas, or any exterior situation. Areas subject to extreme heat such as those immediately adjacent to solid fuel heaters and free standing fireplaces are also unsuitable.

SHEET SIZES

THICKNESS			
4.75mm	1200 x 600	1200 x 900	1200 x 1200
6mm	1200 x 600	1200 x 900	1200 x 1200
9mm	1200 x 600	1200 x 900	
12mm	1200 x 600	1200 x 900	
18mm	1200 x 600	1200 x 900	

Warranty and Performance

GoldenEdge MDF carries a 12 month warranty against faulty materials or workmanship by the manufacturer to the extent of replacement of the product but not including any indirect or consequential loss subject to the provisions of the Consumer Guarantees Act 1993. This warranty applies only where the product has been used in accordance with the recommendations. Any defect must be advised to the manufacturer within 21 days of determination or from the day such defect should have become known. Nelson Pine Industries Ltd reserves the right to change specifications contained in this publication without notice.

PRODUCT PERFORMANCE:

GoldenEdge MDF should not be used in exterior applications, should not be exposed to water or high humidity situations (saunas, shower cabinets) and should be kept clear of nearby heat sources such as solid fuel heaters and free standing fireplaces. GoldenEdge is manufactured specifically for applications such as high quality furniture and joinery, using urea formaldehyde resin manufactured expressly for Nelson Pine Industries Ltd. Formaldehyde concentrations in areas without proper ventilation are significantly reduced by sealing all exposed surfaces and edges with two coats of paint or polyurethane. GoldenEdge MDF used for Mouldings, Grooved Door Jambs and Stair Stringers is manufactured using moisture resistant low emission MDF.

DURABILITY:

GoldenEdge HMR-0 Mouldings, Door Jambs and Stair Stringers will be durable for 50 years when used in dry interior environments (i.e. not saunas, spa rooms or shower rooms). When used in wet rooms (e.g. laundries and bathrooms) the provisions of NZBC E3 must be complied with and an impervious coating applied to GoldenEdge. The bottom of GoldenEdge floor level trim will swell and eventually deteriorate if exposed to persistent or cyclic wetting.

WARNING:

This is a reconstituted wood made from wood, resin and wax. This must be handled in accordance with safe work practices. Exposure to wood dust and/or formaldehyde may cause irritation to the eyes, respiratory system and skin, and may cause sensitisation by inhalation resulting in asthma, and by skin contact resulting in dermatitis. Wood dust is classified as a known carcinogen. Repeated inhalation of wood dust over many years may cause nasal cancer. Formaldehyde is classified as a probable carcinogen.

STORAGE:

Storage areas containing large quantities of this product must be adequately ventilated.

SAFE WORK PRACTICE:

Work areas must be well ventilated and kept clean. Sawing, sanding and machining equipment must be fitted with dust extractors to ensure that dust levels are kept within standards laid down by Worksafe Australia, Occupational Safety and Health New Zealand, or the specific country of use. If not, a dust mask conforming with AS/NZS 1715 and AS/NZS 1716 and eye protection conforming with AS/NZS 1337 must be worn. Offcuts, shavings and dust must be disposed of in a manner which avoids the generation of dust and in accordance with the requirements of local waste disposal authorities. In end use applications all product surfaces exposed to occupied space must be sealed.

FURTHER INFORMATION:

Refer to the Material Safety Data Sheet for this product available from Nelson Pine Industries Ltd, their Distributors and Resellers.

NELSON PINE INDUSTRIES LTD

PO Box 3049, Richmond,
Nelson, New Zealand 7050

Phone: 03 543 8800 or 0800 800 438

Website: www.nelsonpine.co.nz

GoldenEdge, Tree Device and Panelbrace are tradenames
and trademarks of Nelson Pine Industries Ltd

MS 22012/NOVEMBER 2018